

Jeffrey Russell - Egyptian Project



Determining size and pattern




Using hotwire to cut EPS foam sheets




Cut out pieces



Checking size and thickness



Drawing shape outline to be carved out of foam





Bonding piece together with contact cement spray glue (3M #77)



Positioning foam piece must be perfect first time – bonds instantly



Rough buildup shape



Carving Foam with hot wire





Craving with hot wire



Carving foam with plane



Sanding



Mannequin heads for face



Drawing the cut line



Cut out mannequin face



Draw trim line



Cut out beard



Coat with vinyl spackle to hide glue joints and imperfection in the foam



Sand dried spackle



Paint with latex paint to protect foam from spray paint



My cousin Nick helping me




Spraying gold paint



Light sanding



More gold spray paint



Masking off headdress



Masking head dress



Taping off rest of body



Blue spray paint



Removing masking tape



Result



Working on hieroglyphics

